

**PLEASE CHECK WWW.MOLEX.COM FOR LATEST PART INFORMATION**

**Part Number:** [0878321222](#)  
**Status:** **Active**  
**Overview:** milligrid  
**Description:** 2.00mm (.079") Pitch Milli-Grid™ Header, Surface Mount, Vertical, Shrouded, Lead-free, 12 Circuits, 0.38µm (15µ") Gold (Au) Plating, Pick-and-Place Cap, without Locking Window, Center Polarization Slot, PCB Locator, Tube

**Documents:**

[3D Model](#) [Product Specification PS-87831-027 \(PDF\)](#)  
[Drawing \(PDF\)](#) [RoHS Certificate of Compliance \(PDF\)](#)

**Agency Certification**

CSA LR19980  
 UL E29179

**General**

Product Family PCB Headers  
 Series [87832](#)  
 Application Wire-to-Board  
 Comments With Cap|Contact Molex for application in automotive industry  
 Overview [milligrid](#)  
 Product Name Milli-Grid™

**Physical**

Breakaway No  
 Circuits (Loaded) 12  
 Circuits (maximum) 12  
 Color - Resin Black  
 First Mate / Last Break No  
 Flammability 94V-0  
 Glow-Wire Compliant No  
 Guide to Mating Part No  
 Keying to Mating Part Yes  
 Lock to Mating Part No  
 Material - Metal Phosphor Bronze  
 Material - Plating Mating Gold  
 Material - Plating Termination Tin  
 Material - Resin Nylon  
 Number of Rows 2  
 Orientation Vertical  
 PCB Locator Yes  
 PCB Retention None  
 Packaging Type Tube  
 Pitch - Mating Interface (in) 0.079 In  
 Pitch - Mating Interface (mm) 2.00 mm  
 Pitch - Term. Interface (in) 0.079 In  
 Pitch - Term. Interface (mm) 2.00 mm  
 Plating min: Mating (µin) 15  
 Plating min: Mating (µm) 0.38  
 Plating min: Termination (µin) 75  
 Plating min: Termination (µm) 1.88  
 Polarized to Mating Part Side Slots (2)  
 Polarized to PCB No  
 Shrouded Fully  
 Stackable No

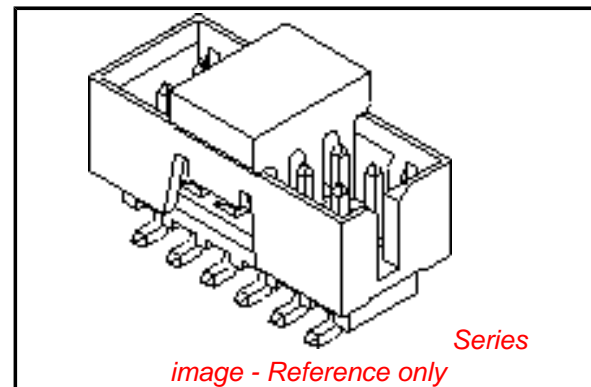


image - Reference only

**EU RoHS**

**ELV and RoHS Compliant**  
**REACH SVHC Contains SVHC: No**  
**Halogen-Free Status**

**China RoHS**



**Not Halogen-Free**  
**Need more information on product environmental compliance?**

Email [productcompliance@molex.com](mailto:productcompliance@molex.com)  
 For a multiple part number RoHS Certificate of Compliance, [click here](#)

Please visit the [Contact Us](#) section for any non-product compliance questions.

**Search Parts in this Series**

[87832Series](#)

**Mates With**

[50394](#) Wire-to-Board Terminals. [51110](#) Wire-to-Board Crimp Housing. [87568](#) Wire-to-Board IDT Housings. [79107](#) Board-to-Board Top Entry Through Hole Receptacle. [79108](#) Board-to-Board FFC/FPC Top Entry Through Hole Receptacle. L

Temperature Range - Operating	-55°C to +105°C
Termination Interface: Style	Surface Mount

### **Electrical**

Current - Maximum per Contact	2A
Voltage - Maximum	125V

### **Solder Process Data**

Duration at Max. Process Temperature (seconds)	10
Lead-free Process Capability	Reflow Capable (SMT only)
Max. Cycles at Max. Process Temperature	1
Process Temperature max. C	260

### **Material Info**

### **Reference - Drawing Numbers**

Product Specification	PS-87831-027
Sales Drawing	SD-87832-006

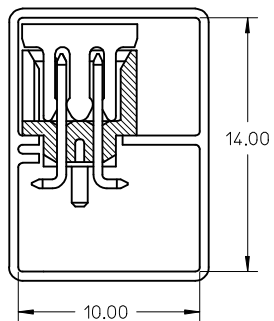
This document was generated on 05/25/2010

**PLEASE CHECK [WWW.MOLEX.COM](http://WWW.MOLEX.COM) FOR LATEST PART INFORMATION**

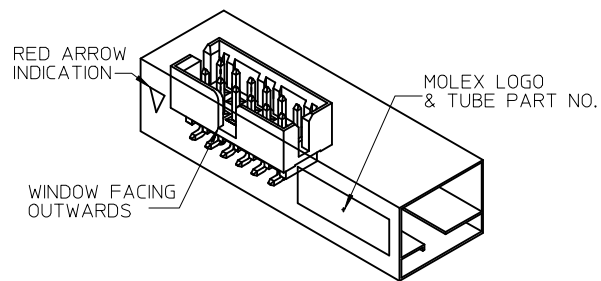
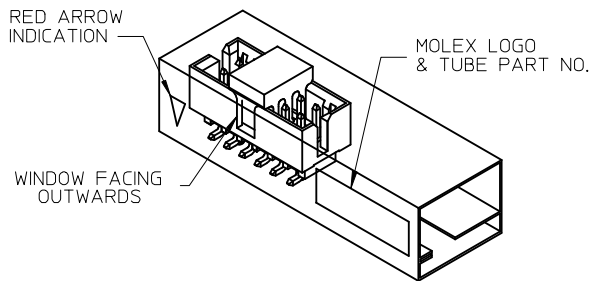
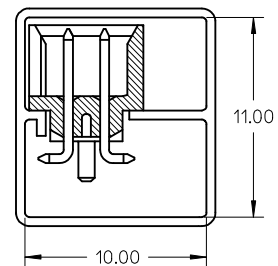


TUBE PACKAGING

WITH CAP IN TUBE



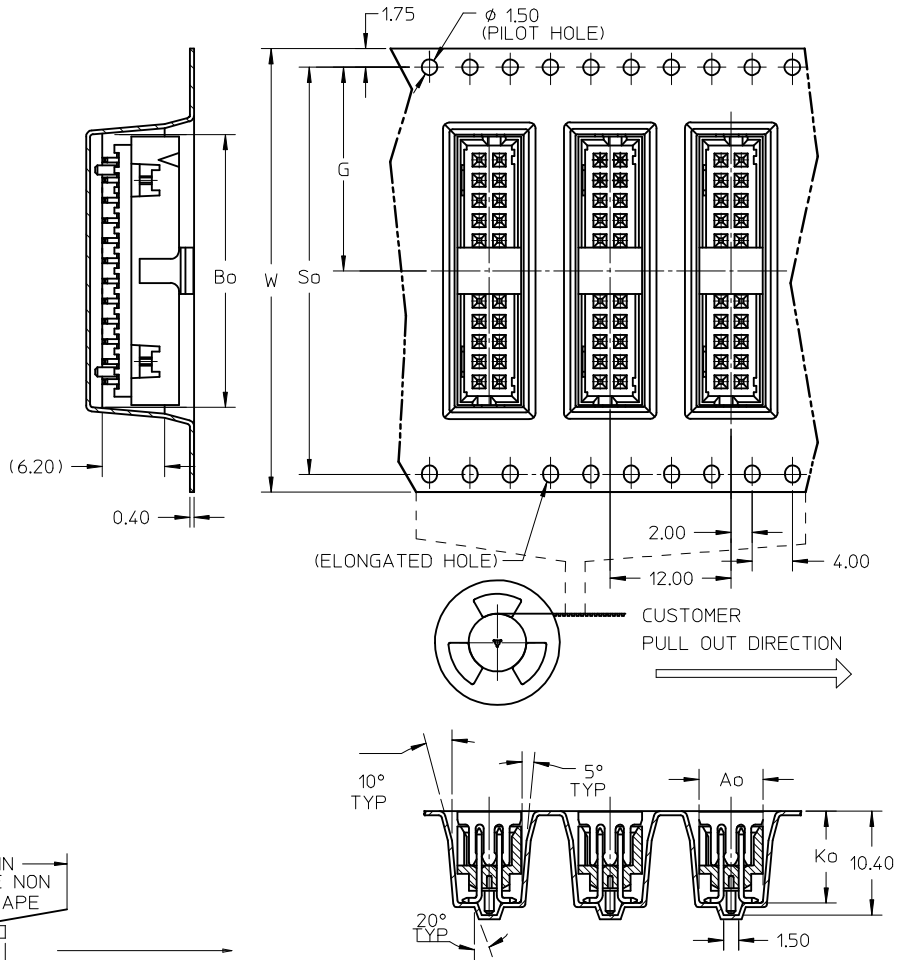
WITHOUT CAP IN TUBE



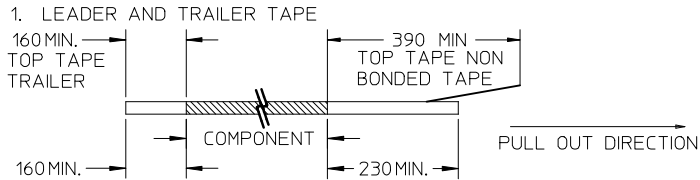
REF : ORIENTATION OF PART IN TUBE  
(FOR THE REFERENCE OF PART/TUBE ASSEMBLY)

ADD ILLUSTRATION EC NO: S2009-0556 DRWN:SKANG CHKD:ATSEE APPR:MLONG	2009/02/23 2009/02/23 2009/02/23	DESCRIPTION REV	QUALITY SYMBOLS	GENERAL TOLERANCES (UNLESS SPECIFIED) mm INCH 4 PLACES ± --- ± --- 3 PLACES ± --- ± --- 2 PLACES ± 0.2 ± --- 1 PLACE ± --- ± --- ANGULAR ± 3 °	DIMENSION STYLE MM ONLY		SCALE NTS	DESIGN UNITS METRIC	THIRD ANGLE PROJECTION
	▽=0 ≻=0		DRAWN BY ATSEE		DATE 2003/10/14	TITLE MGRID, SHROUDED HEADER SMT, W/PEGS/CAP FOR PICK & PLACE IN TUBE AND T&R			
			CHECKED BY KCLING		DATE 2003/11/07	MOLEX INCORPORATED			
			APPROVED BY SKTOH		DATE 2003/11/07	MATERIAL NO. SEE TABLE	DOCUMENT NO. SD-87832-006	SHEET NO. 2 OF 4	

EMBOSSED CARRIER TAPE LAYOUT  
24 CKT USE FOR ILLUSTRATION ONLY

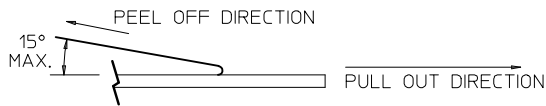


NOTES:



TAIL PART (EMPTY) LEADER PART (EMPTY)

2. PEELING OFF FORCE OF THE TOP TAPE: 20-80gf.  
(PEELING DIRECTION AS SHOWN IN FOLLOWING FIGURE)



3. PACKAGING STANDARD IS AS PER EIA-481.

ADD ILLUSTRATION EC NO: S2009-0556 DRWN:SKANG CHKD:ATSEE APPR:MLONG	QUALITY SYMBOLS ▽=0 ◻=0	GENERAL TOLERANCES (UNLESS SPECIFIED)		DIMENSION STYLE MM ONLY	SCALE NTS	DESIGN UNITS METRIC	THIRD ANGLE PROJECTION	
		4 PLACES ± --- ± ---	mm INCH	DRAWN BY ATSEE	DATE 2003/10/14	TITLE MGRID, SHROUDED HEADER SMT, W/PEGS/CAP FOR PICK & PLACE IN TUBE AND T&R		
		3 PLACES ± --- ± ---		CHECKED BY KCLING	DATE 2003/11/07	MOLEX INCORPORATED		
		2 PLACES ± 0.2 ± --- 1 PLACE ± --- ± ---		APPROVED BY SKTOH	DATE 2003/11/07	MATERIAL NO. SEE TABLE	DOCUMENT NO. SD-87832-006	SHEET NO. 3 OF 4
A9	REV	DRAFT WHERE APPLICABLE MUST REMAIN WITHIN DIMENSIONS		SIZE A3	THIS DRAWING CONTAINS INFORMATION THAT IS PROPRIETARY TO MOLEX INCORPORATED AND SHOULD NOT BE USED WITHOUT WRITTEN PERMISSION			

10 9 8 7 6 5 4 3 2 1

PLS REFER TO PART  
87832-\*\*08 FOR CENTER  
LOCKING SLOT OPTION.

REG OPTION	P/N W/O CAP IN TUBE	P/N W/CAP IN TUBE	P/N W/CAP IN TAPE & REEL	CKT SIZE	DIMENSION					
					W	G	Bo	So	Ao	Ko
NO	87832-0420	87832-0422	87832-5122	4	16.00	7.50	7.15	-----	6.40	9.30
YES	87832-0620	87832-0622	87832-5222	6	24.00	11.50	9.15	-----	6.40	9.30
YES	87832-0820	87832-0822	87832-5322	8	24.00	11.50	11.05	-----	6.40	9.30
YES	87832-1020	87832-1022	87832-5422	10	24.00	11.50	13.05	-----	6.40	9.30
YES	87832-1220	87832-1222	87832-5522	12	32.00	14.20	15.15	28.40	6.85	9.30
YES	87832-1420	87832-1422	87832-5622	14	32.00	14.20	17.05	28.40	6.40	9.30
YES	87832-1620	87832-1622	87832-5722	16	32.00	14.20	19.05	28.40	6.40	9.30
YES	87832-1820	87832-1822	87832-5822	18	44.00	20.20	21.05	40.40	6.40	9.30
YES	87832-2020	87832-2022	87832-5922	20	44.00	20.20	23.05	40.40	6.40	9.30
YES	87832-2220	87832-2222	87832-6022	22	44.00	20.20	25.05	40.40	6.40	9.30
YES	87832-2420	87832-2422	87832-6122	24	44.00	20.20	27.05	40.40	6.40	9.30
YES	87832-2620	87832-2622	87832-6222	26	44.00	20.20	29.05	40.40	6.40	9.30
YES	87832-2820	87832-2822	87832-6322	28	56.00	26.20	31.05	52.40	6.40	9.30
YES	87832-3020	87832-3022	87832-6422	30	56.00	26.20	33.05	52.40	6.40	9.30
YES	87832-3220	87832-3222	-----	32	-----	-----	-----	-----	-----	-----
YES	87832-3420	87832-3422	87832-6622	34	56.00	26.20	37.05	52.40	6.40	9.30
YES	87832-3620	87832-3622	-----	36	-----	-----	-----	-----	-----	-----
YES	87832-3820	87832-3822	-----	38	-----	-----	-----	-----	-----	-----
YES	87832-4020	87832-4022	87832-6922	40	56.00	26.20	43.05	52.40	6.40	9.30
YES	87832-4220	87832-4222	-----	42	-----	-----	-----	-----	-----	-----
YES	87832-4420	87832-4422	87832-7122	44	56.00	26.20	46.80	52.40	6.40	9.30
YES	87832-4620	87832-4622	87832-7222	46	56.00	26.20	47.05	52.40	6.40	9.30
YES	87832-4820	87832-4822	-----	48	-----	-----	-----	-----	-----	-----
YES	87832-5020	87832-5022	87832-7422	50	72.00	34.20	53.05	68.40	6.40	9.30

ADD ILLUSTRATION EC NO: S2009-0556 DRWN:SKANG 2009/02/23 CHKD:ATSEE 2009/02/23 APPR:MLONG 2009/02/23	QUALITY SYMBOLS ▽=0 ◻=0	GENERAL TOLERANCES (UNLESS SPECIFIED)		DIMENSION STYLE MM ONLY		SCALE NTS	DESIGN UNITS METRIC	THIRD ANGLE PROJECTION		
			mm	INCH	DRAWN BY ATSEE	DATE 2003/10/14	TITLE MGRID, SHROUDED HEADER SMT, W/PEGS/CAP FOR PICK & PLACE IN TUBE AND T&R			
		4 PLACES	± ---	± ---	CHECKED BY KCLING	DATE 2003/11/07	MOLEX INCORPORATED			
		3 PLACES	± ---	± ---	APPROVED BY SKTOH	DATE 2003/11/07	MATERIAL NO. SEE TABLE		DOCUMENT NO. SD-87832-006	SHEET NO. 4 OF 4
2 PLACES	± 0.2	± ---	ANGULAR ± 3 °		THIS DRAWING CONTAINS INFORMATION THAT IS PROPRIETARY TO MOLEX INCORPORATED AND SHOULD NOT BE USED WITHOUT WRITTEN PERMISSION					
1 PLACE	± ---	± ---	DRAFT WHERE APPLICABLE MUST REMAIN WITHIN DIMENSIONS							

9 8 7 6 5 4 3 2 1